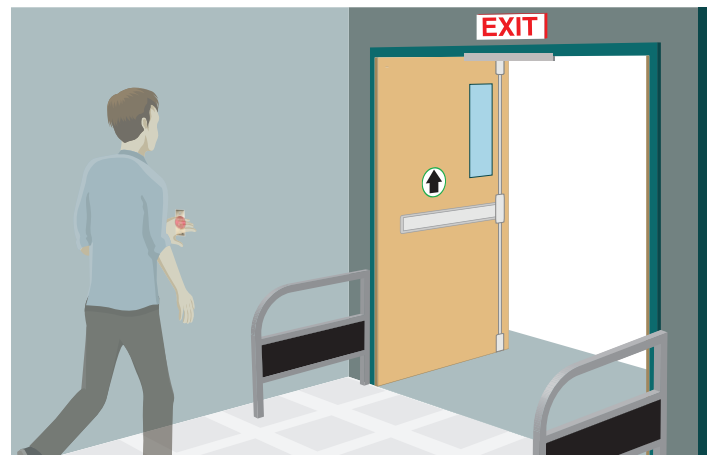



UL LISTED MAGLOCKS

MAGLOCKS WITH ADJUSTABLE RELOCK TIME DELAY & LOCK STATUS SENSOR



PRIMARY APPLICATIONS



DESCRIPTION

BEA's UL Listed Maglocks provide a standards compliant locking solution for retail, healthcare, banking and other high security facilities that require UL Listed security products. Maglocks can be used on hollow metal, wood, aluminum, glass and composite door materials.

The UL Listed Maglocks are available in surface mount single or double door configurations, with holding force of 600 or 1,200 lbs. These locks include adjustable 0-90 sec relock time delay and a lock status sensor with visible LED.

FEATURES & BENEFITS

- UL Listed
- Adjustable 0-90 sec relock time delay
- Lock status sensor with visible LED
- Lock status sensor offers either normally open (NO) or normally closed (NC) output configurations
- Input voltage of 12/24 VDC, must be used with UL Listed power supply
- Variety of mounting hardware available
- Available in access control packages with request-to-exit sensor, logic module, actuator, power supply and maglock



BEA, Inc.
RIDC Park West
100 Enterprise Drive
Pittsburgh, PA 15275-1213

Customer Service: 800.523.2462
Technical Support: 800.407.4545
www.BEAinc.com

RELATED REQUEST TO EXIT PRODUCTS



R2E-100



FLY KIT



BR3 LOGIC MODULE



ACTUATORS



ELECTRIC STRIKES



POWER SUPPLIES

TECHNICAL SPECIFICATIONS

10MAGLOCK3UL

Door Configuration	Single, surface mount
Holding Force	600 lbs
Input Voltage	12/24 VDC (UL Listed power supply recommended)
Current Draw	.50 A @ 12 VDC .25 A @ 24 VDC
Dimensions	9.84 in x 1.65 in x 1.02 in
Material	Anodized Aluminum housing
Relock Time Delay	0-90 s
Sensor	Lock Status Sensor (NO or NC outputs)
Output Relay	Up to 1 A @ 24 VDC

10MAGLOCK6UL

Door Configuration	Double, surface mount
Holding Force	600 lbs
Input Voltage	12/24 VDC (UL Listed power supply recommended)
Current Draw	1 A @ 12 VDC .50 A @ 24 VDC
Dimensions	19.76 in x 1.65 in x 1.02 in
Material	Anodized Aluminum housing
Relock Time Delay	0-90 s
Sensor	Lock Status Sensor (NO or NC outputs)
Output Relay	Up to 1 A @ 24 VDC


10MAGLOCK1UL

Door Configuration	Single, surface mount
Holding Force	1200 lbs
Input Voltage	12/24 VDC (UL Listed power supply recommended)
Current Draw	.50 A @ 12 VDC .30 mA @ 24 VDC
Dimensions	10.47 in x 2.87 in x 1.58 in
Material	Anodized Aluminum housing
Relock Time Delay	0-90 s
Sensor	Lock Status Sensor (NO or NC outputs)
Output Relay	Up to 1 A @ 24 VDC

10MAGLOCK5UL

Door Configuration	Double, surface mount
Holding Force	1200 lbs
Input Voltage	12/24 VDC (UL Listed power supply recommended)
Current Draw	1 A @ 12 VDC .60 A @ 24 VDC
Dimensions	20.94 in x 2.87 in x 1.58 in
Material	Anodized Aluminum housing
Relock Time Delay	0-90 s
Sensor	Lock Status Sensor (NO or NC outputs)
Output Relay	Up to 1 A @ 24 VDC


RELATED PRODUCTS




10MAGLOCK3UL
600 LB, SINGLE




10MAGLOCK6UL
600 LB, DOUBLE




10MAGLOCK1UL
1200 LB, SINGLE



10MAGLOCK5UL
1200 LB, DOUBLE



10LZBRMAG3UL
L & Z BRACKET
FOR 600 LB, SINGLE



10LZBRMAG1UL
L & Z BRACKET
FOR 1200 LB, SINGLE




10MAG6LZUL
(2) L & Z BRACKET
FOR 600 LB, DOUBLE




10MAG5LZUL
(2) L & Z BRACKET
FOR 1200 LB, DOUBLE




10UBRACKETUL
GLASS DOOR
MOUNTING KIT




10FILLER14UL
0.25 X 1.25 INCH
FILLER PLATE




10FILLER12UL
0.50 X 1.25 INCH
FILLER PLATE




10FILLER34UL
0.75 X 1.25 INCH
FILLER PLATE



10FILLER58UL
0.0625 X 0.0625 INCH
FILLER PLATE



10RIMHOUSING3UL
ARMATURE PLATE
HOUSING, 600 LB



10RIMHOUSING1UL
ARMATURE PLATE
HOUSING, 1200 LB



10SPACER3UL
VERTICAL SPACER
BRACKET, 600 LB



10SPACER1UL
VERTICAL SPACER
BRACKET, 1200 LB

